



History of State Revenue Sharing


Eric Lupher
CRC's Director of Local Affairs

EMU Urban Planning Studio
January 31, 2012



Citizens Research Council of Michigan


- Founded in 1916
- Statewide
- Nonpartisan
- Private not-for-profit
- Promotes sound policy for state and local governments through factual research
- Relies on charitable contributions from Michigan foundations, businesses, organizations, and individuals





Importance of State Payments

- 1995 – 56% of local government revenue in Michigan raised by the state
- 1/3 of local government revenue from the states on average in U.S.
- Only New Mexico did more
- Reflected state school aid





State Distributor of Revenues

- **>60% of revenues raised directly by the state were paid to local governments and other entities**
 - ~7% paid to universities
- **Local government payments for public education, mental health services, transportation, courts, and unrestricted revenue sharing**
 - >13% unrestricted in Michigan
 - ~8% nationwide






Objectives of Revenue Sharing

- Improving the overall state and local tax structure
- Promoting economic development
- Maintaining acceptable levels of government services from community to community






Improving Tax Structure

- **Diversifies local tax structure**
 - Should improve equity and stability of the tax base and revenue structure
- **Increases equity and efficiency of collections**
 - State better collector of tax than local governments
- **State revenues promote local property tax relief**
- **Improves administrative efficiency for governments and taxpayers**



Promoting Economic Development


- **By promoting local property tax relief, differences between units are lessened**
- **Allows local governments to use revenues to meet their needs**





Service Maintenance


- **Preempt local governments from levying a tax**
 - Share revenues in exchange for local support
- **Exempt property from taxation**
 - Compensate with revenues from another tax
- **Insure a minimal level of basic local services**
 - Equalize the ability of local governments to provide those services





Intangibles Tax

- **Pre-1939 – intangible property (stocks, bonds, etc.) taxed as part of the General Property Tax Act**
 - Lack of information to properly assess value
 - Not uniformly assessed across CVTs
- **1939 - Intangible property exempted from GPTA and replaced with state tax**






Intangibles Tax (continued)

- **2/3 of revenues returned to CVTs on a per capita basis**
- **No effort to match state revenues to:**
 - Those that were taxing before
 - Those where intangible property was owned
- **Increased to 100% distribution for short period**
 - Frozen at \$11 million from 1951-57
 - Frozen at \$9.5 million 1958-98 with some exceptions (8% of total state intangibles tax revenues when ended)
- **1991 state discontinued distribution**



Sales Tax


- **1933 state property tax reduced to free available millage for local governments**
- **Sales tax enacted to provide revenues for state government**
- **1946**
 - State coffers flush post WWII
 - Some local governments financially challenged





Sales Tax (continued)

- **Municipal League champions constitutional amendment to share sales tax revenues with local governments on per capita basis**
- **1946 – 1/6 of 3% tax**
- **1963 – 1/8 (12.5%) of 4% tax**
- **1974 – 15% of 4% tax**
 - (exempted food and drugs)





Income Tax

- **1961 – Detroit and Hamtramck begin levying city income taxes**
- **1964 – state Uniform City Income Tax Act enacted**
- **1967**
 - 8 cities levying city income taxes
 - Other cities considering enactment
 - State working on plan to levy state income tax
- **Concern of preempting cities from levying local taxes**





Income Tax (continued)


- **Initial distribution – 17% of net collections (11.5% of gross) of 2.6% tax distributed on per capita basis**
 - ½ to counties
 - ½ to CVTs
- **Distributions changed over time**
 - Percent of revenues shared
 - Split between counties (less) and CVTs (more)





Relative Tax Effort

- **Introduced in 1971**
- **Attempt to have dollars follow need**
- **Local Tax Effort**
 - Property taxes
 - Income taxes
 - Utility Users excise tax
 - Ad valorem special assessment
 - All translated to mills
- **Divided by the statewide tax effort rate**





RTE (continued)

- **Positives**

- Reflect needs in the community
- Ability to raise revenues to support services
- Willingness to tax themselves to pay for their government

- **Negatives**

- Perceived to encourage higher taxes
- Sent money to cities (especially older core cities) while general out-migration occurring from these cities





Single Business Tax

- **Enacted in 1975 to replace 8 state and local taxes on businesses**
 - Including inventories as part of GPT Act
- **CVTs share in growth of SBT revenue using RTE formula**
- **CVTs, counties, authorities reimbursed for loss of tax bases**
- **Reimbursement continued until replaced**
 - Tax rate levied last year x SEV of inventory property in 1975
 - Over time – no relationship to inflation, economic changes, variations in growth




USRS Funding

- **Distributions subject to vagaries of state budget cycles**
- **Payments reduced and/or eliminated during recessions**
- **1993 - 53% of CVTs received more state revenue sharing than collected in local taxes**
- **RTE grew very unpopular**
 - Benefited cities more than villages and townships at a time people were moving out of cities and away from SE Michigan



1998 Amendment to USRS Act


- **Townships and villages gained, cities lost**
- **Extremely complicated formulae**
- **Phase in designed to protect against abrupt changes**
- **Formulas expired on June 30, 2006**





1998 Amendment

- **Shifted from intangibles, income, SBT to 21.3% of sales tax revenues at 4% tax rate**
 - (~14% of all sales tax revenues)
- **10 year phase-in**
 - With provisions to account for 2000 Census
 - Phasing out 2 pre 1998 formulas while phasing in 3 new ones = complicated system
- **Detroit allocation frozen**
 - Deal for city to lower city income tax rate






3 New Formulae

1. Unit Type Population Weighting

- Service delivery costs a function of the type of unit and population size
- Weights increase as population increases
- Weights progressively higher for given population as type moves from township to village to city





2. Taxable Value per Capita Weighting


- **Provide greater state support to units with smaller per capita tax bases**
 - State average taxable value per capita
 - x the unit's population
 - = weighted population






3. Yield Equalization

- **Create a minimum guarantee on combined state and local revenue per mill of tax levy**
- **Amount necessary to guarantee the total revenue proceeds from each mill of local tax effort is computed**
 - Expressed in terms of taxable value per capita
 - Local tax effort in mills x difference between the guarantee and the actual TV per capita x unit's population



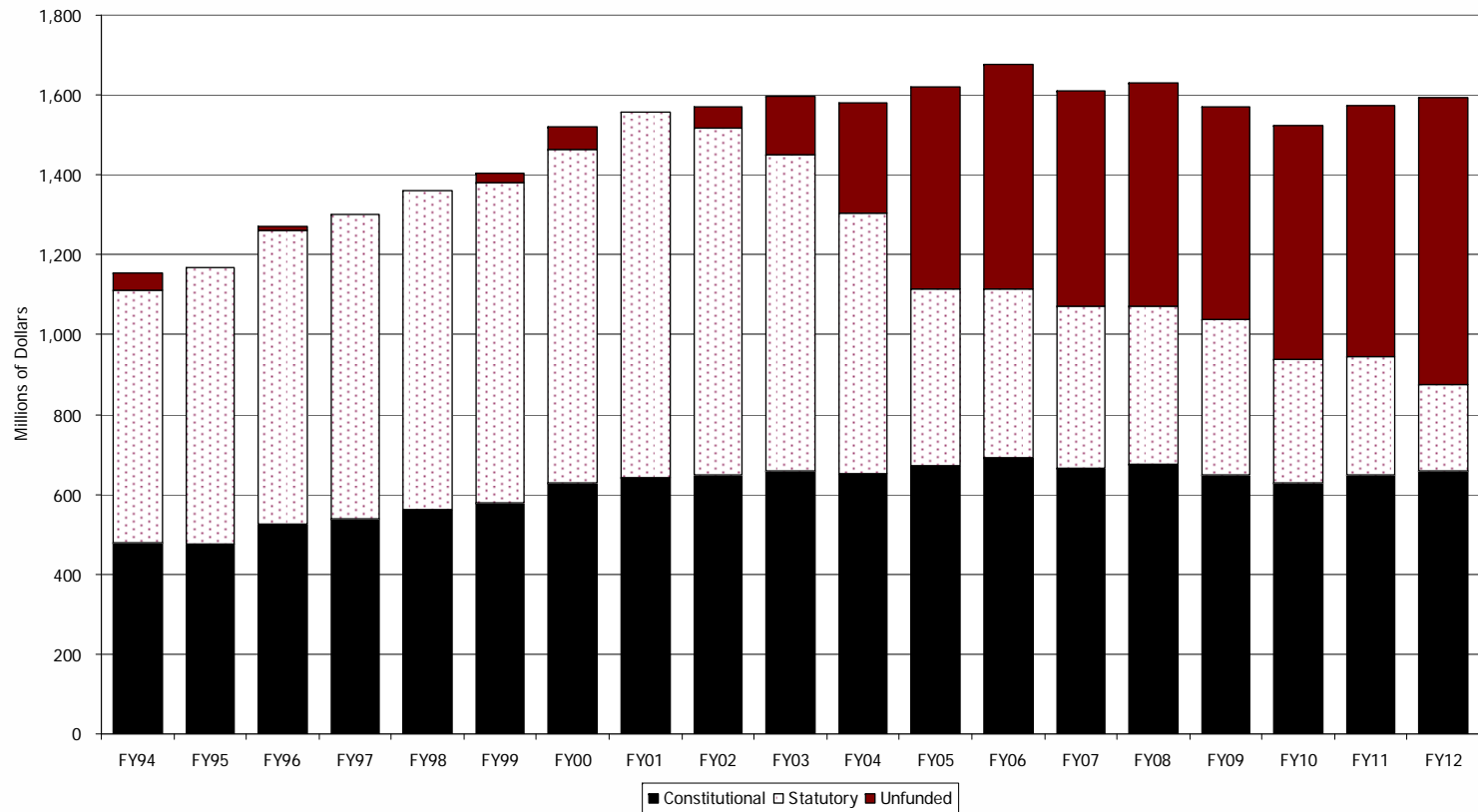


History of Phase in

- 1999–2001 – 3 years into a 10 year phase in
- 2001–present – what you get this year depends on what you got last year
- 8 years of reduced funding available for distribution




Revenue Sharing Payments, 1994-2012





Economic Vitality Incentive Program (EVIP)


- **\$215 million divided among 486 CVTs**
- **Introduced idea that have to perform certain actions to qualify for funds**
 - Citizens' Guides to Financial Performance and Performance Dashboards
 - Employee Health Care reforms
 - New Intergovernmental Collaboration arrangements





EVIP Thoughts

- **Before now -- incentives or funding specific activities = taking money from other governments**
- **EVIP went through that door**
- **Adding funding back into program does not subtract funds from other governments**
- **Distribute new funding**
 - Based on formula(s) to measure needs
 - Using same EVIP incentives
 - Using new EVIP incentives
 - To fund specific activities that state has interest in promoting (Police, Fire, Health, etc.)





Thank You

Eric Lupher

734 542-8001

elupher@crcmich.org

